

# FORKLIFT SAFETY

## READY



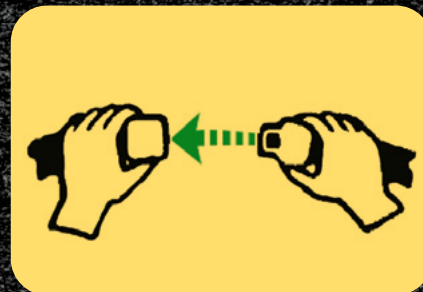
### SAFETY CLOTHING AND TRAINING

Only operators who have completed the forklift operation skill training may operate the forklift. Wear designated work clothes and protective devices.



### PRE-OPERATIONAL INSPECTION

Inspect the forklift before starting work, and inform the supervisor immediately if there are problems. Contact your dealer for repairs or modifications.



### WEAR SEAT BELT


Fasten your seat belt before operating the forklift.



### TAKE NO RIDERS

A forklift is built for only one person. It is dangerous for anyone to ride anywhere on the forklift except in the designated seating area.

## SET



### WATCH YOUR SPEED

Always operate the forklift at a speed that is appropriate for the environment. Observe the worksite rules, and operate the forklift safely.



### USE SUITABLE PALLETS

Use pallets and skids that can withstand the weight of the load. Do not use damaged, deformed or decayed pallets and skids.



### AVOID HAZARDS

Do not drive over objects such as pieces of wood scattered on the ground. Doing so could cause the load to shift or the operator to lose control.




### ENSURE STABLE LOADS

Stack the load on the pallets and skids safely and properly. Use prevention measures such as ropes or binders if needed. Do not carry unstable loads.



### KEEP CLEAR OF THE MAST

Do not place hands or feet on the crossmembers of the mast. You may be injured if the mast is lowered while your hand or foot is on it.



### KNOW LOAD WEIGHTS

Do not operate with a load that exceeds the lifting capacity.



### KEEP FORKS LOW


Do not travel with the forks higher than a foot from the floor, and never travel or turn with the forks in an elevated position or tilted forward.



### PAY ATTENTION TO SPECIAL LOADS

Take special care when carrying a long or wide load. Turn and work slowly to prevent the load from shifting. Make sure the load is balanced.

## GO



### USE A HELPER IN NARROW SPACES

The operator should predetermine signals with the helper. The operator must maintain sight of and follow signals given by the helper at all times.




### GET A CLEAR VIEW

If the view is obstructed, always stop, sound horn and look left and right before proceeding. A lookout helper may be required.



### BACK UP WITH CARE

Drive carefully when backing. Always look in the direction of travel.



### DON'T USE FORK TIPS

Do not use the tips of the forks as a lever to raise a heavy load. Do not push a load with the top of the forks, and do not use the tilt cylinder to pull a load.




### STAY IN DESIGNATED AREAS

Operators shall not operate any forklift or other mobile equipment in a designated "Pedestrian Only" aisle or dedicated pedestrian walkway.



### STOP TO SPEAK

An operator who stops a forklift or other mobile equipment to speak to a pedestrian must abide by the "2-Foot Rule." This rule requires an operator to maintain a minimum distance of 2 feet (or outstretched arm's length) between the forklift or other mobile equipment and the pedestrian being spoken with.



### MAKE SLOW TURNS

Travel slowly when turning. Forklifts can tip over even at very slow speeds. The combination of speed and the sharpness of a turn can cause a tipover.



### WATCH YOUR HEIGHT

Be careful of the height of the upper part of the forklift when entering or exiting buildings.



### MAKE EYE CONTACT

Operators shall make eye contact with any pedestrian(s) whenever the pedestrian has to walk past, in front of or behind the forklift or other mobile equipment being operated.



### USE HAND SIGNALS

Operators shall allow safe clearance and use "STOP" and "GO AHEAD" hand signals to communicate who will proceed first and who will stop at all intersections where a pedestrian is present. "Wait for a Wave" from the pedestrian before proceeding.



### MAINTAIN BRAKE CONTACT

Operators shall maintain contact with the brake pedal of the forklift or other mobile equipment being operated when approaching a pedestrian, an intersection or a blind corner.



(844) 432-4724

FAIRCHILDEQUIPMENT.COM



VISIT US ONLINE AT  
WWW.HYSTER.COM